



The Reporter



The Official Newsletter of IPMS/Lakes Region Scale Modelers www.lakesregionmodelers.com

November 2018

Meeting Musings - October 2018

By Tom Reese

So what do you get when you add together a 1/16th scale King Tiger tank, a talented modeler, excellent reference materials, every conceivable aftermarket goodie available to mankind, and some scratch building just for good measure? Exactly what you'd expect, an awesome award winning model!

The modeler? Our own Robert Raver who is no stranger to huge projects and freely admits to suffering from AMS, lol. At our October meeting Robert shared with us his epic King Tiger build. Epic might be an understatement as this build spanned eighteen months and is incredibly detailed.



First things first. A 1/16 scale King Tiger is a big canvas to work with. But bigger doesn't always mean better. Robert was quick to point out that the Trumpeter kit left much to be desired in terms of inaccurate or missing details. Hence the need for aftermarket items and scratch building. And all of this detail and his efforts are not in vain. Often we go crazy adding details that no one ever sees when a fuselage or hull is closed up. But not on this model as the turret, turret exterior, engine deck, and plate over the driver's compartment are all removable.

To make sure he got all the details correct and where they needed to be Robert used David Parker's book "Superking: Building Trumpeter's 1/16 Scale King Tiger" as his primary reference. Half of the book is photos of actual King Tiger tanks and the balance a step by step guide of Mr. Parker's build.

Even Robert admits that upon opening the box you realize you have a daunting task before you but at the same time excitement at the possibilities. So where to start? Robert quoted Ken Kellner who at a recent build night quipped "how to eat an elephant?, one bite at a time". And this is how he approached the project. He said he likes to start with the tedious work up front such as road wheels, tracks, and ammo. By getting this work out of the way up front he finds he doesn't get bogged down later on in the build.

Robert then walked us through each area of the model, the hull, driver's compartment, engine compartment, and turret explaining along the way what was missing from the kit or what was inaccurate. This is where the aftermarket and scratch built items make the kit

shine.

When it came to painting and weathering Robert restrained himself from going overboard. His thought was that at this stage of the war these vehicles did not last long in the field due to either enemy action or more often mechanical failure.

Another interesting aspect to this build are the two ways it can be displayed. He designed a base to display the model all opened up to view the details and also a diorama with figures.


Robert's masterpiece won a silver at MMSI in October and a gold at the Butch O'Hare show last weekend. Congrats Robert!

In case you missed seeing this at last month's meeting or either of the shows it's been displayed at I'm hoping Robert will write a more detailed article for a future edition of this newsletter.

Thanks again Robert! Until next time, happy modeling!



Above: All you need to super detail a King Tiger!



On the left - the driver's compartment. On the right - the radio rack





Hull interior complete and painted.



Turret interior complete and painted.



Above - the final painting and weathering in process.

On the right - The display base to show off the model all opened up.



Table of Contents

| | |
|--|---------------|
| President's Message | Pages 5 - 6 |
| The Briefing Room | Pages 7 - 8 |
| Show & Tell | Pages 9 - 16 |
| Visit to the USS Hornet by Walt Fink | Pages 17 - 19 |
| 36th Annual Butch O'Hare Open Contest By Tom Reese | Pages 20 - 21 |
| Book Review By Walt fink | Page 22 |
| Raffle Preview | Pages 23 - 24 |
| LRSM Calendar of Events | Page 25 |
| Upcoming Shows & Contests | Page 26 |
| Support your local hobby shops | Page 27 |
| Join LRSM & IPMS USA | Page 28 |

President's Message

The Larger Canvas

A few of us gathered this past weekend for the annual pilgrimage down to the Butch O'Hare show. For those that have not yet attended tis fine show, it embodies all that is good with the hobby of scale modeling. Wonderful models in all the usual categories, nice folks selling their wares in the vendor areas, and good comradery amongst the attendees – fellow LRSM members included. We departed at 9:00 a.m., arrived at 10:00 a.m. and, after checking in and putting our model entries on the proper table, set off to purchase things we didn't need! It was a truly wonderful day and many of the LRSM members took home medals for their work, among them was Robert Raver for his gold medal-winning 1/16 King Tiger tank. This is the hobby. This is the joy. This is life.

Whoa – that was a deep thought. But so very true. Death and taxes – the two certainties they say. But bookended in between them is a world of opportunity to explore. You have to spend your time somewhere and we choose, in part, to devote significant amounts of time to making miniatures of tanks, planes, ships, figures and all sorts of fictional and non-fictional people and things. It is the hobby. Our jobs feed the pocketbook and our hobbies feed the soul.

The pressures of everyday life mount up for all. Kids, bills, deadlines, work, etc. – but at the workbench these seem to melt away for many of us. The pressures of everyday life get replaced with the healthy pressure of making a seam disappear, finding the proper color or getting that piece of photo-etch to fit just right.

Scale modeling is not life. It is not as important as spouses, kids, family nor a host of other items. But it does have its place. Some of the best people I know I have met in two arenas – aviation and scale modelling. The more I immersed into each passion the better my skill-sets developed and the stronger the inter-personal relationships became. While I hung up my aviation hat a few months ago my scale modelling hat fits just fine.

We all have choices in life. I am a firm believer that whatever our position is in life (social, economic, health, etc.) is a result of a series of thousands of choices made in the past. We are a product of our decisions. To set up a work area, buy tools, build a stash of kits, assemble models, go to contests and really engage in the hobby is all a choice and, for me, one that is the stuff of life. I could not imagine my life without it and if that were ever the case, I would be less happy because of it.

I was reminded once again of the fragility of life when attending a funeral of my brother's mother-in-law. Always sad to learn of a life ending, but at 97 years old and living on her own until 94 I would say a life well lived. I went to the workbench after the Butch O'Hare show and thought of her often that session. How lucky we all are to be able to enjoy this hobby both together with friends and alone. I cherish each session at the workbench as I know that one day (hopefully in 2059!) it will come to an end.

There is a larger canvas to what we do at the workbench. But the canvas is never really complete until we go to that big model store in the sky. Then you can look back on your canvas – your life – and see the multiple masterpieces you created – whether they be kids raised, friends you've helped, co-workers you've mentored, or kits you've built. Some are small brush strokes and some are large. They are all special simply because they are yours and you did them. Scale modelling is one of a thousand brush strokes on your canvas of life – but it is there. So, take time to continue to enjoy the people and shows and events that make up this wonderful hobby. There is always more to offer and memories to make!

On a culinary note, the annual holiday party and LRSM contest is set for Saturday, January 26th and the Golf Club of Illinois. This year we are changing it to an all you can eat buffet – so open those wallets, grab your girl (or boy or kids) and fork over \$15 per person (kids cheaper) for a memorable night of food, fun, raffles, awards and other surprises.

This is the time of the year to send in any requests for programs you would like to see during the 2019 campaign. You may email Robert Raver or me (email addresses in the newsletter).

We also always take suggestions for any kits you want to see in the monthly raffle. The only limitation is they must be affordable. You may email Phil Pignataro or me any suggestions.

Also, please seek out Robert Raver or Tom Reese at this or any upcoming meeting if you can donate even an hour of time to volunteer at the June 2019 NIMCON show.

Finally, a special note to long-time LRSM member Larry Johnson who is having a rough go of it at the moment. Get well soon Larry – and our prayers for healthy holiday season are with you.

See you all at the November meeting. And enjoy time at the bench – paint that canvas. Model on!



THE BRIEFING ROOM

BY TOM REESE

2019 Membership Dues

After careful analysis and thoughtful deliberation a motion was put forth and approved by the members at the August meeting to increase the annual club dues to \$15.00.

Just like the cost of living and the cost of doing business, the cost of sustaining the club goes up year over year. In order to continue the programs and activities of the club we came to the realization that after twenty plus years we needed to make an adjustment to our dues.

We will begin collecting for 2019 at the September meeting. Everyone who is paid in full by the December meeting will receive a newly designed club t-shirt. Don't miss out on a chance to sport our unique spirit wear!

2019 Holiday Party

Our annual holiday party will once again be hosted by Golf Club of Illinois on Saturday January 26th from 6pm to 10pm.

We are changing up the menu this year. We'll be having an Italian dinner buffet. This includes lasagna, Italian sausage, meatballs, pasta, vegetables, salad, rolls. John also negotiated fried chicken into the menu! Coffee, iced tea, and lemonade are included as well. Appetizers will be served beforehand. Soft drinks and cocktails can be purchased at the bar.

Our holiday party wouldn't be complete without a raffle and it will be another excellent one! And our annual club contest of course! Only rule for the contest is that your entry was finished in 2018 or January 2019. This year's 1st, 2nd, and 3rd place awards are custom wood plaques provided by Bases by Bill.

The cost per person will remain \$15.00 (kids meals are available for \$10.00). We'll be taking reserva-

tions at the November and December meetings. Or you can email Tom Reese at tlbjreese@att.net.

Hope to see you there!

Pearl Harbor Remembrance Ceremony – from Rick Miller

Hi Everyone

I hope all is well. Here is the update for the Pearl Harbor Remembrance Ceremony on December 7th, 2018. This year started out with the loss of Joe Triolo, the last survivor in the Northern Illinois area, in January. Then in April we lost our mom. It was a rough start to the year.

We are continuing with the Pearl Harbor Remembrance Ceremony and this will be the first year that we will not have a survivor present or the support of our mom. It is also going to be the first year that this ceremony will be held at Naval Station Great Lakes. The past 6 years we have been fortunate enough to have had the ceremony at the Oakton Place and then the Prairie Lakes Theater in Des Plaines. We have Mike Lake and VFW post 2992 to thank for that in keeping this ceremony alive after Chicago stopped them.

Throughout the years we have always had participation from Naval Station Great Lakes and after discussing the future of the ceremony with the PAO John Sheppard we decided that it was time for this ceremony to come home to its roots. This year the ceremony will be held on Friday December 7th 2018 at 10:00 am in the historic Ross Theater on base. The plan after this year will be to make this an official Navy event and it will be held at the Museum of the American Sailor which is located right outside the gate. They are in the process of restoring a portion of the museum back to the way it

was in 1940 and it will be held there once construction is complete.

For this ceremony since it is on base we need to submit a list of attendees in advance so there will be no issues accessing the base. Can you please reply back to me with everyone's names that will be attending along with any guests. They are stressing that last minute guests will not be able to get on base. Every person in the vehicle that day must be on the list. The Museum is also going to be promoting this event and will have a site up to register also. I want to give them a list ahead of time.

We are really excited to keep this important ceremony alive especially with the loss of Joe this year. We all need to keep our fathers memories alive and honor those who perished on December 7th, 1941.


The format and program will remain the same. Bob will be the Master of Ceremonies, I will have my display setup on stage and Chris will work the videos and slideshows. The Navy will fill in the rest. We want to thank everyone who has helped make this ceremony successful over the last 6 years. So all of our friends and connections through the years are paying off in keeping this ceremony alive. Some new friends have been made also and I hope to have a short video message from USS Arizona Survivor Donald Stratton and JoeAnn Taylor, the daughter of Joe George who saved Don Stratton and five other Arizona sailors that morning. We will show the message during the ceremony. I thought about doing a live message but we all know our luck with trying live things at our ceremonies!

We are also working on donating the items that Joe left us to the Museum of the American Sailor. Joe left us his uniform, hat, medals, continuous service record and several photos of his time in the Navy. I met with the museum curators and filled out the paperwork for the donation.

Show & Tell - Auto

Photos courtesy of Tom Reese. Captions courtesy of Walt Fink

➔ **Neil Butler** brought in one wicked machine, Tamiya's 1/12 scale Kawasaki Ninja H2R, in (of course) all-black, but not "just" black---five shades of black, as called for in the instruction sheet. In race version, this bike sports a super-charged mill of 300 horsepower and a top speed of 186 mph.



← **Don Norton's** not generally an automobile builder but for our theme, brought in his Airfix 1/32 scale Lamborghini kit, which he won at a club raffle. Inspired by Neil's and Walt's Lego-assembly Bugatti kits of a few months back, Don's Lambo is in that same Quick-Build series, with Lego-fit parts. Like the Bugattis, Don elected to use glue to hold everything together firmly, and did some enhancing of the engine and other parts. He says with the dark windows there's not much visible on the inside.



➔ **Bob Sheehan** followed the monthly theme of "Automotive" with his 1/24 scale Revell 1970 Boss Mustang. He was high bidder on the kit at the auction and said it was a straightforward build, at least until he began wiring the engine with those miniscule little spark plug wires.



Show & Tell - Auto

Photos courtesy of Tom Reese. Captions courtesy of Walt Fink.

Ned Ricks had three figures, two of which were 200mm figures inspired by the 2010 remake of the classic 1969 John Wayne movie *True Grit*. The first represented Jeff Bridges as Rooster Cogburn, and the second represented LaBoeuf, as played by Matt Damon. His third model was a 120mm figure of an infantry soldier of the British Empire/Commonwealth with inverted arms in remembrance of the fallen. All three of Ned's figures were resin offerings from Mitch's Military Models, and were primed with Krylon flat black. For painting his works, Ned used Windsor and Newton oils, and enamels from Humbrol, Model Master, and Testors.




Show & Tell - Auto

Photos courtesy of Tom Reese. Captions courtesy of Walt Fink.



Mike Kellner has been busy at the plastic bench, even though he's been unable to make the last couple of meetings, and his collection of models bears that out. His first model to show was the older 1/72 Fujimi kit of the *Tenzan* (Jill) which he noted had been "started forever" and the decals were replaced with aftermarket ones because the kit's hinomarus were bright red and incorrect. Other than that, Mike built it out of the box. His second model was an Academy P-40N which he also built OOB and on which he used a desert scheme of paint. To accompany that kit, Mike's Hasegawa P-40N was another out-of-the-box build.




Show & Tell - Auto

Photos courtesy of Tom Reese. Captions courtesy of Phil Pignataro.

Mike's larger projects were multi-engine types, the first being Mini-craft's PB4Y-1 in 1/72 scale, painted in Navy tri-color scheme, and built straight from the box. His second display model was a beautifully-done B-17E from Academy which had its wings' excessive dihedral corrected, and its lower extremities corrected to the early remote-controlled belly turret. He added sighting windows and transparencies to it to finish the conversion. His last 1/72 offering was a work in progress in the form of Airfix's C-47 which he'll be modeling in Antarctic scheme of natural metal with red tail and wingtips. So far, Mike says it's out of the box but he's had some problems with fit around the dual-purpose cargo door.

Lastly, **Mike** built Revell's 1/32 scale UDT-Boat straight from the box to replicate a boat used in WW2 or the late 40's.




Show & Tell - Auto

Photos courtesy of Tom Reese. Captions courtesy of Walt Fink.



← **Tony Lambert's** 1/32 HPH kit of Grumman's F7F-4N Tigercat originally came as an F7F-3P, but Tony wanted a night fighter and thought he'd have to scratch build the nose for one. Then his research turned up the fact that the Navy had twelve of these -4N's so he simply eliminated the 4 x .50-caliber guns in the nose and built the rear cockpit from scratch, vac-forming the canopy. Tony said due to the modifications he made to the kit, it turned into a tail-sitter, despite the big weights furnished for balance. "There's just no room for more weight", he noted.

→ **Tom Reese** displayed his Trumpeter F-100C in 1/48 scale, still a work in progress, but his efforts to replicate the hot section and burner section of the aft fuselage in various shades of "burnt metal" and flaking paint looked great. He's been using liquid masking fluid to simulate the chipping paint.




← **Tom's** other model was Trumpeter's 1/48 scale T-38C Talon. After his son Brandon sent Tom a shot of him flying the 88th FTS "Heritage" paint scheme of various blues (colloquially called the Smurf Jet by its pilots), he decided that was the scheme he'd be using and would be employing aftermarket decals to do so.

Show & Tell - Auto

Photos courtesy of Tom Reese. Captions courtesy of Walt Fink.



Steve Jahnke had a whole parking lot full of cars for show-and-tell. His '69 Mustang Mach 1 was adorned with Fred Cady decals to represent the Kansas City – St. Louis area-only-marketed "Twister". Custom paint was the order of the day for Steve's Ferrari California, and his "Porsche Nine-something" was likewise finished with automotive paints. Steve's friend is able to mix these for his personal use (no wonder he gets such great paint jobs).



Show & Tell - Auto

Photos courtesy of Tom Reese. Captions courtesy of Walt Fink.

Steve's Mustang Race car was finished with Fred Cady decals, and he was drawn to the color he used for the finish. His Corvette Mako Shark by Bob Mitchell was actually a show car and Steve modified the model with different wheels, a roll bar, and side pipes. For size comparison, his Midget Racer was side-by-side with Steve's other models; the real machine was powered by a four-cylinder engine. He also had a '66 Corvette Grand Sport which had eight side-draft carburetors and therefore no intake manifold.

On a personal note, **Steve's** Lindberg '53 Ford was inspired by an earlier time in his life when his neighbors owned one like it. He said it was a bit of nostalgia just building the kit and reminiscing.



Show & Tell - Auto

Photos courtesy of Tom Reese. Captions courtesy of Walt Fink.


↓ **Till Spitzza's** Academy 1/72 P-47 Thunderbolt has come along nicely. Only a few more parts to add before this one is proudly displayed.



↓ **Walt Fink** brought in two Airfix 1/72 scale Jet Provost T.3's which he described as "accidental builds" because he only started the first while waiting for putty on another kit to dry. It went so fast that he broke out a second kit and finished it in the second set of markings supplied in the Airfix kit.



↑ **William Wallace's** Red Beret Grimoire ("Rommel's Mobile Suit") is the HG 1/144 scale kit from Gundam. The red beret can be swapped out for green or other colors, and the rotors on the back of the figure are said to be a kit all by themselves. William used Gundam paint markers to finish his figure, which has chainsaw arms and grabbers in addition to the tilt rotors.



Visit to the USS Hornet CV-12, CVA-12, CVS-12

By Walt Fink

While in San Francisco last month for grandkids' graduations, I was able to travel to the *USS Hornet* museum across the bay in Alameda. As one of 24 Essex-class carriers, the *Hornet* is the eighth vessel to be so named and originally had her keel laid as the *USS Kearsarge*, but was renamed after *USS Hornet* (CV-8) following that ship's sinking at the Battle of Santa Cruz on October 27, 1942.



CV-12 served gallantly during WW2 and the Vietnam War and was the ship which recovered the Apollo 11 and Apollo 12 capsules. During WW2, she was attacked 59 times but never hit by an exploding bomb, torpedo, or kamikaze aircraft. Her pilots shot down a record 62 aircraft in one day during the "Marianas Turkey Shoot" and 255 in one month.

Hornet's designation of CV-12 was changed to CVA-12 (Attack carrier) in September 11, 1953, and changed again to CVS-12 (Antisubmarine warfare carrier) in December of 1958. My first cousin was CO of VS-22 and *Hornet* was his floating steel bird farm home for his final WESTPAC cruise...another reason I wanted to visit the ship. She was decommissioned in 1970, designated a National Historic Landmark in 1991, and opened as a museum in 1998.

Despite its size and being berthed at the deep water port of Alameda, the ship wasn't easy for us to find, despite NAS Alameda's buildings having been converted to businesses and most of the base's roads' being open to all traffic.

I was a little surprised to find no ADA access, only steep steps and a gangway. Once on board, you pay your entry fee and then are asked to sit in the adjacent orientation area to watch a short movie on the ship, and listen to a docent explain the exhibits, the ship, where the bathrooms are and not to let children run on any of the decks since they're covered with abrasive nonskid and will hurt if fallen on. Of course, the kids and parents don't take that to heart and we saw one child do a good body plant on the flight deck and lose some skin in the process.

Guided tours are given including the island structure, CIC, Pri-Fly, Engineering Spaces and lower deck living spaces such as the bakery, cobbler shop, Tailor shop, enlisted Mess, and Captain's and Admiral's quarters. A ship's store plus food and drink are available on the Hangar Deck.

Displays included an S-2, an FM-2 which was raised from Lake Michigan and restored, a TBF, HS-3, H-25, F-11, F-8, TA-4J, FJ-2, F-4N, F-14, S-3, T-28, plus the Airstream trailer which was used as the decontamination station for astronauts returning from moon missions. Mockups of the Apollo capsules and NASA material are on display as well.

The museum features educational programs to teach science and history, and daytime programs include workshops for students. Overnight experiences onboard are offered for scouts, youth groups, and include STEM Night Ops program where students sleep in restored bunks, dine in the Mess deck, tour the museum and ride the flight simulator. Additionally, the museum hosts events, group tours, birthdays, and private event venue rentals.



A lot of changes have been made to the ship for safety reasons. A chain link fence borders the flight deck, the arresting cables have been removed, and things like that. You're cautioned about knee-knockers, the high door thresholds to accommodate watertight doors, and to stay out of spaces which are blocked off. To help preserve the aircraft, you're asked not to touch them.

I became our little group's private docent for the tour as I knew at least a little bit about what I was talking about. The tour was well worth the hassle it took driving there in confusing and heavy traffic. Particularly since my by-now-almost-native -San-Franciscan daughter did the driving.

I'm sure the T-28 brought back some memories for Walt!



The A-4 was another aircraft Walt logged some hours in. This is actually a TA-4.



A TBF Avenger. One of the first aircraft to operate from the Hornet



The beginning of the jet age. A FJ-4 Fury



A familiar sight on deck during the Vietnam war, a F-4 Phantom.



The star of Top Gun, the F-14 Tomcat.



SH-3 Sea King



You'll need to ask Walt if this is the S-2 or S-3 Viking!

36th Annual IPMS USA Butch O'Hare Open Model Contest


By Tom Reese

There is a reason this show has been going on for 36 years. It's a great show! The other reason is all the club members who volunteer to make it happen. A large contingent of LRSM members made our annual pilgrimage the past Saturday and we were not disappointed.

One major change was this year's venue, the Holiday Inn in Itasca Il. The contest room was roomy and well lit. And there were plenty of great looking entries in every category. As usual there were a large number of vendors who made our wallets lighter! There were also three seminars to attend lest your shopping bag became too heavy!

Thanks again to all the BOH members for another memorable show. Here are a few photos of models that caught my eye.





Book Review by Walt Fink

Never Call Me A Hero

By N. Jack "Dusty" Kleiss

Edited by Timothy and Laura Orr

ISBN # 978-0-06-269235-1

MSRP: \$16.99

Dusty Kleiss was an SBD Dauntless pilot with VS-6 aboard the *USS Enterprise* and took part in the Battle of Midway which was a turning point in WW2 since the Imperial Japanese Navy lost that encounter by a wide margin, thanks to the US code-breakers and their prediction of Midway as the target. This book is Kleiss's biography and covers his early childhood up through and after his retirement from the Navy as a full Captain, with most emphasis on his dive bombing experiences. It's an honest portrayal of the horrors of war--and the fog of war--as seen from his seat in the cockpit as well as his Navy career.

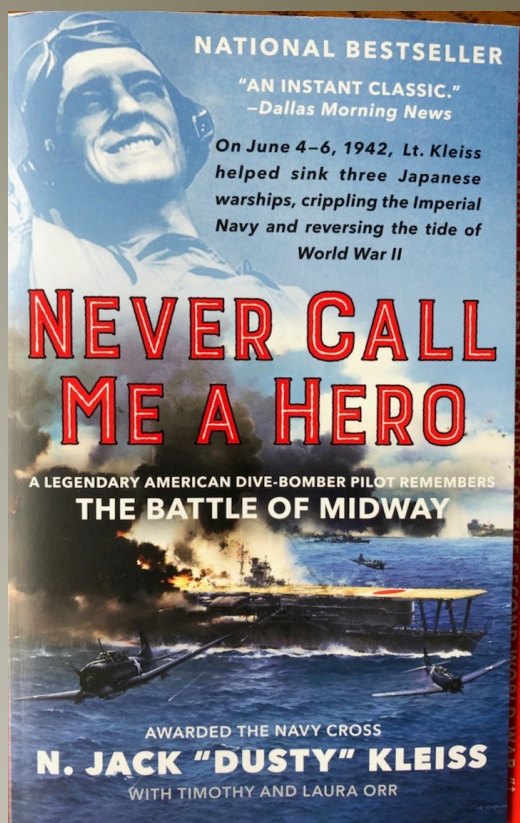
One of the interesting things about this book is that Kleiss isn't a yes man and takes issue with a lot of decisions which were made by higher commands as well as with pilots and crews he flew and worked with. He also takes issue with some of the post-war accounts of the battles which portray it much differently than what he experienced.

While his career flying SBD's is detailed as well as his personal commitment to his crews and his wife, Jean, there are other chapters I wished he'd expanded upon, such as his Navy flight training. Kleiss has been called "The single most effective American Pilot at Midway" by *World War II* magazine and as a recipient of the Navy Cross, that would be an apt description. He was always singularly devoted to his part in the missions, even though there were parts of the whole operation he criticizes. After reading his book, I'm inclined to agree with him.

We've heard the story of ENS George Gay's being the Lone Survivor of Torpedo Squadron Eight at Midway. Kleiss goes into greater detail, pointing fingers at what amounted to a one-way trip for T-8 as well as *Enterprise's* Torpedo Squadron Six. Flying outdated TBD Devastators with no air cover and carrying torpedoes which were faulty at best and useless at worst was a suicide mission and everyone aboard knew it. Kleiss lost his best friend in that mission. But the brass said go, and orders were orders.

Not all the book is horror and gore. There are lots of humorous moments, including how he got his call sign and also lots of good information about the SBDs as well.

I bought my copy of this book at Barnes & Noble in Crystal Lake and rate it a seven on a scale of one to ten.






RAFFLE PREVIEW



1/72 Revell Dassault Rafale M



1/72 Hasegawa/Minicraft A-10A Thunderbolt II



1/48 Kitty Hawk F-35C Lightning II



1/35 Zvezda BMP-2 Infantry Fighting Vehicle



RAFFLE PREVIEW



1/24 Fujimi Honda CR-V



1/700 Aoshima Nittamaru Ocean Liner




1/350 Trumpeter HMS Zulu Destroyer
1941



1/144 Trumpeter DKM Type XXIII U-Boat

| | | |
|---|--|--|
| <p>JANUARY 2018</p> <p>No Monthly Meeting</p> <p>Holiday Party</p> <p>Saturday January 27th at The Golf Club of Illinois</p> | <p>FEBURARY 2018</p> <p>Monthly Meeting</p> <p>Theme - Aircraft</p> <p>Program - "Skeet for the Fleet" by Walt Fink. Don't miss this fascinating presentation on being live bait for Naval target practice.</p> | <p>MARCH 2018</p> <p>Monthly Meeting</p> <p>Theme - Armor</p> <p>Program - Build Night</p> <p>Supper Raffle</p> |
| <p>APRIL 27th 2018</p> <p>Monthly Meeting</p> <p>Theme - Automotive</p> <p>Program - Camp Douglas Wisconsin National Guard Museum Review by Robert Raver</p> | <p>MAY 25th 2018</p> <p>No Monthly Meeting</p> <p>Club Auction</p> | <p>JUNE 22nd 2018</p> <p>Monthly Meeting</p> <p>Theme - Ships</p> <p>Program - Build Night</p> <p>Super Raffle</p> |
| <p>JULY 27th 2018</p> <p>Monthly Meeting</p> <p>Theme - Sci-Fi/Space</p> <p>USAF Pilot Training at ENJJPT Sheppard AFB by Lt. Brandon Reese</p> | <p>AUGUST 24th 2018</p> <p>Monthly Meeting</p> <p>Theme - Aircraft</p> <p>Program - 40 Year of Flying with Phil Pignataro</p> | <p>SEPTEMBER 28th 2018</p> <p>Monthly Meeting</p> <p>Theme - Armor</p> <p>Program - Build Night</p> <p>Super Raffle</p> |
| <p>OCTOBER 19th 2018</p> <p>Monthly Meeting</p> <p>Theme - Automotive</p> <p>Program - Super Detailing Trumpeter's 1/16 King Tiger by Robert Raver</p> | <p>NOVEMBER 23rd 2018</p> <p>Monthly Meeting</p> <p>Theme - Ships</p> <p>Program - Millennium Falcon build by John Graham</p> | <p>December 28th 2018</p> <p>Monthly Meeting</p> <p>Theme - Sci-Fi/Space</p> <p>Program - Build Night</p> <p>Super Raffle</p> |



MAD CITY MODELERS
24th ANNUAL SHOW
 &
IPMS Region 5 Contest

SATURDAY, MARCH 2, 2019

Crowne Plaza
 4402 East Washington Ave.
 Madison, WI. 53704

REGISTRATION 9-NOON
 JUDGING NOON-3
 AWARDS 4PM

ENTRY FEE:

\$10.00 FOR FIRST 5 ENTRIES-\$1 EACH ADDITIONAL
 INTERMEDIATES \$5.00 FOR ALL MODELS ENTERED/ JUNIORS FREE
 SPECTATORS \$2.00 PER ADULT OR CHILD OVER 12
 CHILDREN UNDER 12 FREE
 POLICE, FIRE, EMS AND ACTIVE DUTY MILITARY WITH ID FREE
 VENDORS \$25.00/6' TABLE BEFORE FEB 1, \$30.00/6' TABLE AFTER

THEME AWARD

'9'

(FW 190, '69 Firebird, PT 109, any subject with a 9)

AWARDS

WAYNE B. GRINNELL AWARD-BEST OF SHOW * JIM TUREK AWARD BEST JUNIOR * THE LAST SQUARE AWARD-PEOPLES CHOICE * BEST ARMOR * BEST AIRCRAFT * BEST AUTO * BEST FIGURE * BEST SHIP * BEST MARINE CORP SUBJECT * BEST SCI/FI-REAL SPACE * BEST WW1 AIRCRAFT * BEST OUT OF THE BOX * BEST MISCELLANEOUS

SHOW CATEGORIES

- BIPLANES 1/32 AND LARGER
- BIPLANES 1/33 AND SMALLER
- 1/72 SCALE AND SMALLER SINGLE ENGINE PROP
- 1/72 SCALE AND SMALLER MULTI-ENGINE PROP
- 1/72 SCALE AND SMALLER JETS ALL
- 1/48 SCALE SINGLE ENGINE PROP ALLIED
- 1/48 SCALE SINGLE ENGINE PROP AXIS
- 1/48 SCALE MULTI-ENGINE PROP ALL
- 1/48 SCALE JETS ALL
- 1/32 SCALE AND LARGER SINGLE ENGINE PROP
- 1/32 SCALE AND LARGER MULTI-ENGINE PROP
- 1/32 SCALE AND LARGER JETS ALL
- AIRCRAFT OTHER
- ALL ROTARY WINGED AIRCRAFT
- ARMOR 1/72 AND SMALLER ALL
- ARMOR 1/48 SCALE ALL
- WORLD WAR I ARMOR ALL
- ARMOR 1/35 AXIS 1919-1945 TRACKED CLOSED
- ARMOR 1/35 ALLIED 1919-1945 TRACKED CLOSED TOP
- ARMOR 1/35 OPEN TOPS ALL
- ARMOR 1/35 ARMOR CARS HALFTRACKS AND SOFTSKINS
- ARMOR 1/35 SCALE 1946 TO PRESENT ALL
- ARMOR ARTILLERY ALL SCALES
- ARMOR OTHER ALL
- SHIPS 1914-1945 1/350 AND LARGER
- SHIPS 1914-1945 1/350 AND SMALLER
- SHIPS 1946 TO PRESENT 1/350 AND LARGER
- SHIPS 1946 TO PRESENT 1/350 AND SMALLER
- SHIPS SAILING ALL
- SUBMARINES ALL
- CARS - STREET
- CARS - CUSTOM
- CARS - RACING
- TRUCKS- ALL
- AUTO OTHER
- MOTORCYCLES
- FIGURES 53mm AND SMALLER HISTORIC
- FIGURES 54mm TO 70mm HISTORIC
- FIGURES 71mm to 120mm HISTORIC
- FIGURES SCI-FI/FANTASY (ALL SCALES)
- FIGURES MOUNTED (ALL SCALES)
- BUSTS (ALL SCALES)
- OTHER FIGURES
- DIORAMAS- MILITARY
- DIORAMAS- AIRCRAFT
- DIORAMAS- VIGNETTES (5 FIGURES OR LESS)

- DIORAMAS - OTHERS
- SCIENCE FICTION (ALL SCALES)
- REAL SPACE (ALL SCALES)
- PAPER MODELS (ALL SCALES)
- OUT OF BOX - ARMOR (NEED INSTRUCTIONS)
- OUT OF BOX- AUTO (NEED INSTRUCTIONS)
- OUT OF BOX AIRCRAFT (NEED INSTRUCTIONS)
- OUT OF BOX SHIPS (NEED INSTRUCTIONS)
- OUT OF BOX OTHER (NEED INSTRUCTIONS)
- MISCELLANEOUS
- JUNIORS UP TO AGES 12 (ALL SCALES)
- INTERMEDIATE AGES 13 to 17 (ALL SCALES)

ALL ENTRIES MUST BE ON THE TABLES BY 12:00 NOON

IPMS NO SWEEPS RULES IN EFFECT
 IPMS RULES OF DECORUM IN EFFECT INCLUDING NO NUDES
 ALL OF THE FOLLOWING ARE EXCLUSIVELY AT THE DISCRETION OF THE SHOW ORGANIZERS AND ARE FINAL:
 AWARDS, SPLITS, CATEGORIES

**FOOD AVAILABLE ON SITE.
 CARRY-INS OK IN CONTEST AREA.**

**A General Raffle and a
 Grand Prize Raffle.**

SHOW AND TABLE INFO CONTACT:

Jim Coatney
 608-553-1678
 jimcoatney@yahoo.com



Hobby Town USA of Lake In The Hills
9200 Pyott Rd at Imhoff Road
Lake In The Hills IL 60156 847-658-1515



Fine Plastic Model Kits

- #1 Source for Private Airplane Models
- Makers of the finest Titanic Model available



Hobby Town USA of Schaumburg
247 W Golf Rd Schaumburg, IL
847-490-0900



America's Best Train & Hobby
865 Maplewood Itasca, IL 60143
630-467-1102



Hobby Town USA of Rockford
3782 N Alpine Rd, Rockford, IL 61114
(815) 282-0727



Royal Hobby Shop
3920 E State St, Rockford, IL 61108
(815) 399-1771



Hobby Town USA of Lake Geneva
168 E Geneva Square, Lake Geneva, WI 53147
(262) 729-4053

JOIN/RENEW LAKES REGION SCALE MODELERS

Name _____ Telephone (_____) _____

Address: _____ E-mail: _____

City: _____ State _____ Zip: _____

IPMS membership # _____ Exp. Date _____

Additional Family Members: _____

Do not publish in the membership list:

- Address
 Telephone number
 E-mail

SEND TO: Tom Reese
 1300 Meghan Ave.
 Algonquin, IL 60102

Dues: \$10.00 per year Make checks payable to Lakes Region Scale Modelers**IPMS/USA MEMBERSHIP FORM**

IPMS No.: _____ Name: _____

Address: _____ If Renewing _____ First _____ Middle _____ Last _____

City: _____ State: _____ Zip: _____

Phone: _____ E-mail: _____

Signature (required by P.O.) _____

Type of Membership Adult, 1 Year: \$30 Adult, 2 Years: \$58 Adult, 3 Years: \$86 Junior (Under 18 Years) \$17 Family, 1 Year: \$35 (Adult + \$5, One Set Journals) How Many Cards? _____ Canada & Mexico: \$35 Other / Foreign: \$38 (Surface) Checks must be drawn on a US bank or international money orderPayment Method: Check Money Order

Chapter Affiliation, (if any): _____

If Recommended by an IPMS Member, Please List His / Her Name and Member Number:

Name: _____ IPMS No.: _____

IPMS/USAJoin or Renew Online at: www.ipmsusa.org

PO Box 56023

St. Petersburg, FL 33732-6023

IPMS/ Lakes Region Scale Modelers Chapter contacts**President** John Graham: email at cubflyer1940@yahoo.com**Chapter Contact:** Neil Butler email at Ex-cenMod@aol.com**Vice President:** Robert Raver email at rrraver@gmail.com**Newsletter Editor:** Tom Reese email at tlbjreese@att.net**Treasurer:** Tom Reese email at tlbjreese@att.net**Secretary & Membership Chairman:** Matt Stowell email at msstowell@comcast.net